



2012-2013 GMT Reports for District (or Undistricted) **District A 16**

GMT: **TERRY GRAHAM**

Location: **ONTARIO**

GMT CA: **2**

CLUBS

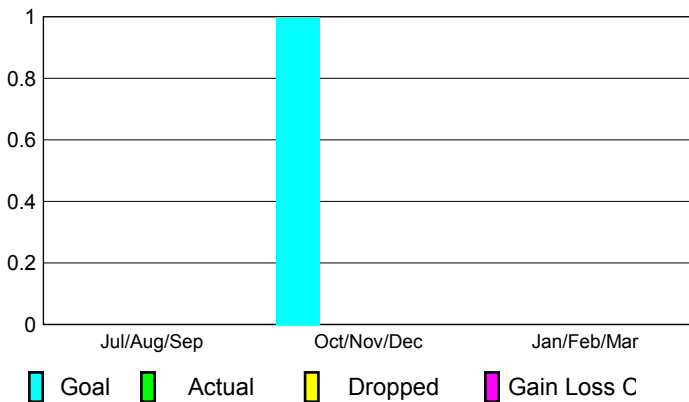
Club Results
2012-2013

Clubs
2011-2012

| Month | New Club Goal | Actual New Clubs | Actual Dropped Clubs | Gain/Loss of Clubs | Gain/Loss of Clubs |
|---------------|---------------|------------------|----------------------|--------------------|--------------------|
| Jul/Aug/Sep | 0 | 0 | 0 | 0 | 0 |
| Oct/Nov/Dec | 1 | 0 | 0 | 0 | 0 |
| Jan/Feb/Mar | 0 | 0 | 0 | 0 | 0 |
| Totals | 1 | 0 | 0 | 0 | 0 |

Club Results 2012-2013

Goal, New, Dropped, Gain/Loss



MEMBERSHIP

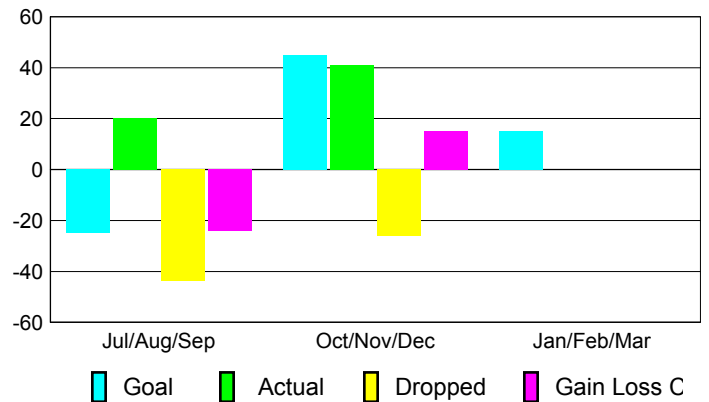
Membership Results
2012-2013

Membership
2011-2012

| Month | Net Memb Goal | Actual New Memb | Actual Dropped Memb | Gain/Loss of Memb | Gain/Loss of Memb |
|---------------|---------------|-----------------|---------------------|-------------------|-------------------|
| Jul/Aug/Sep | -25 | 20 | -44 | -24 | -37 |
| Oct/Nov/Dec | 45 | 41 | -26 | 15 | -12 |
| Jan/Feb/Mar | 15 | 0 | 0 | 0 | 25 |
| Totals | 35 | 61 | -70 | -9 | -24 |


Membership Results 2012-2013

Goal, New, Dropped, Gain/Loss



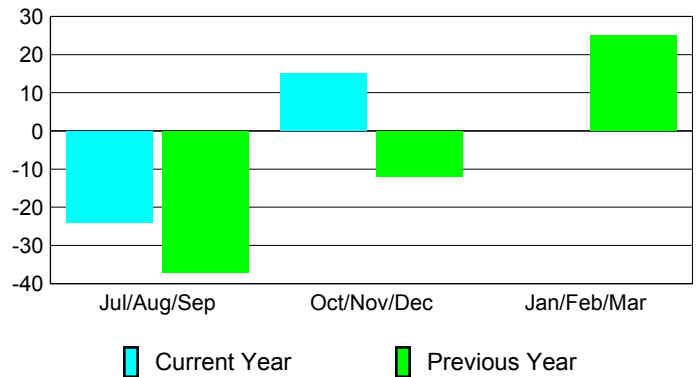
Comparison of Club Gain/Loss

Current Year Compared to the Previous Year



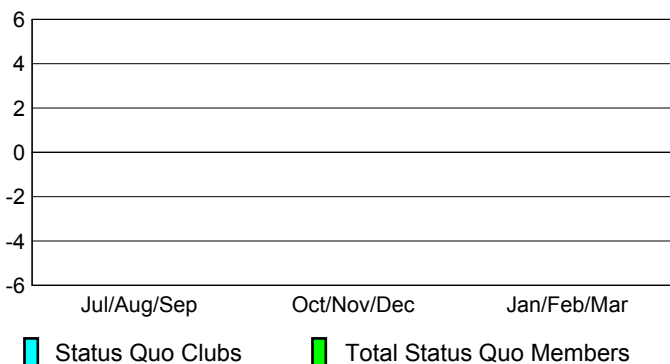
Comparison of Membership Gain/Loss

Current Year Compared to the Previous Year

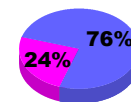


YTD Status Quo Clubs 2012-2013

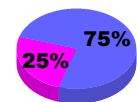
Status Quo Clubs Compared to Status Quo Members



Gender Comparison 2012-2013



Jul/Aug/Sep



Oct/Nov/Dec

Jan/Feb/Mar

Male

Female